



BUSCH[®]
SYSTEMS



Expression[™] Series

Expect More, Express More

Product Data Sheet | Version 1.0

Busch Systems International Inc.
81 Rawson Avenue, Barrie ON., Canada
1.800.565.9931
buschsystems.com



View the Expression[™] Series Online!





EXPECT MORE, EXPRESS MORE

Aesthetically pleasing yet manufactured using high-grade materials and finishes, this elegant and durable recycling & waste station is a great choice for any outdoor application. This 45-gallon promotional trash and recycle bin with lockable front-access and full, removable rain-guard features four full-size advertising panels. These easy-to-update advertising panels will allow you to promote local businesses & events while neutralizing the cost of adding modernized recycling stations. Go beyond collection today with the Expression™ Recycling & Waste station.

POPULAR SKU'S



105299



105289

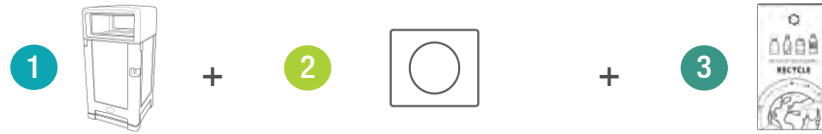


105313



105298

BUILD YOUR STATION



ONE: THE BODY

- Single
- Double

TWO: THE OPENINGS

- See opening specifications for available options

THREE: THE SIGNS

- (Optional) Choose from our stock options or customize your own!

BODY SPECIFICATIONS

Below are the available Body Options for the Expression™ Series. The measurement guide is the essence of various standard measuring methods. All measurements are in inches. The Expression™ is available in a single or double stream option with two stocked finishes to choose from. Talk to your dedicated Busch Systems® sales representative for more information on how to choose the right container for your space.



Body Shape	Height	Width	Depth	Weight	Capacity
Single	48"H (1219.2mm)	23.5"W (596.9mm)	23.5"W (596.9mm)	69lbs (31.3kg)	45 gal
Double	48"H (1219.2mm)	23.5"W (596.9mm)	23.5"W (596.9mm)	73.6lbs (33.38kg)	40 gal




STOCK COLORS



Greystone Sandstone

OPENING SPECIFICATIONS

The chart below outlines the available Opening Options for each Expression™ Series model as well as the associated opening dimensions. Be sure to run a preliminary audit of the popular materials that are discarded where your Expression™ Series containers will be placed. For example, if you're collecting large quantities of standard-sized Cans & Bottles, the Circle Opening is the ideal choice, as it will reduce contamination of materials that are larger than the dimensions of the opening. If there is a blank cell on the body or lid style of your choice, this means there is currently no stock option available. Talk to your dedicated Busch Systems® sales representative for more information.

	Full	Circle
Single**		
Opening Dimensions	19.250"W x 8.25"H	
Double		
Opening Dimensions	6.8"W x 5.675"W	5"Diameter

**Single Opening is cut out of the unit and is not interchangeable.

STOCK INTERCHANGEABLE OPENING COLORS (Double Only)



Black*



Blue



Green

*Circle Opening only stocked in Black

PRODUCT ACCESSORIES

If you're interested in maximizing the full potential of your Expression™ Series containers, you can enhance the quality & performance and expand the possibilities with top quality accessories that will add functionality and convenience with ease. These product accessories are designed to help you get the most out of your recycling & waste management equipment. Busch Systems® offers a number of different accessories to add convenience and portability.

To add more security to your Expression™ Series station, consider the Busch Systems® professional quality ground-mounting kits that safely secure your Expression™ Series container to either Hard or Soft Ground surfaces.

To maximize the benefits of the Expression™ Series consider customizing the high-quality, high-impact signage inserts to expand the reach of your local messaging!

SIGN INSERTS



15.375"w x 26.5"h

HARD GROUND MOUNTING KIT



x4) 3" Lag Bolts

MATERIAL & CONSTRUCTION DETAILS

Not all recycling & waste receptacles are created equal. Our company policy is never to compromise on our workmanship or the quality material standards we've set. We only recommend and use quality first grade materials on our recycling & waste containers, and source these from OEM's at highly-competitive prices. Being a manufacturer that buys at high-quantities gives significant buying power with companies which in turn saves you money.

The design process, materials used, finishes and manufacturing standards all affect the final product. Every decision is vital to getting the most value for your investment. You deserve recycling & waste containers that meets your demands for quality and durability and will enhance your working environment for years to come.

Component	Material(s)	Construction
Body	LDPE	<ul style="list-style-type: none"> Bodies are molded from durable LDPE
Openings	LDPE	<ul style="list-style-type: none"> Openings are molded from durable LDPE
Liner	LDPE	<ul style="list-style-type: none"> Liners are molded from durable black LDPE
Signs	PVC Sintra	<ul style="list-style-type: none"> Sintra® expanded PVC sheet is a lightweight, yet rigid, highly-durable expanded foam

ENVIRONMENTAL CONSIDERATIONS

- All Expression™ Series Receptacle uses a low energy, resource efficient manufacturing and curing process
- All Expression™ Series receptacle components disassemble at end of life and are fully recyclable
- Low maintenance and extremely long service life
- Manufactured in North America

Configurations	Post-Industrial Recycled Content	Post-Consumer Recycled Content	Total Recycled Content	3rd Party Certifications
Expression™	Contact us	Contact us	Contact us	-

Busch Systems® is dedicated to environmental responsibility. We maintain an Environmental Management System and are continually working to improve our Expression™ through efficiency, material selection, vendor education, employee involvement, and an unwavering commitment to being a B-Corporation®. If you would like additional information on our product development process or if you don't see the information you need for your project on this page, please contact our Sustainability Team at sustainability@buschsystems.com.

LEAD TIME

Our standard lead times on the Expression™ Series are 6-8 weeks. Please contact us to discuss your specific timing requirements.

PRICING

Please contact us at **800.565.9931** or sales@buschsystems.com. At Busch Systems®, we design, manufacture and sell our products directly to you. Our sales team is available to assist you with questions about our products, requests for quotes, and orders. Vertical Managers are located across North America to assist with the front-end specification and quoting process, and our in-house Project Sales Coordinators follow your project through from the time you place an order to shipment.

TO ORDER PLEASE SPECIFY

Quantity, body model, lid model, label choice and any optional product accessories. Talk to your dedicated Busch Systems® sales representative for more information. If you do not have a dedicated Sales Representative please contact us via our website at buschsystems.com/contact-us/

INSTALLATION

Busch Systems Expression™ Series containers are hassle-free when it comes to installation. Each container comes individually boxed using high-density cardboard with high-recycled content to ensure safe and environmentally friendly transport.

To install your Expression™ Series containers:

1. Unbox each station component, your liner will already be installed
2. Insert your Signage

Signage Installation Instructions:

1. Open the door to access the lock pins connecting the lid to the body and remove them
2. Lift the lid and pull towards you to remove the lid from the body
3. Insert signage into the body as desired
4. Angle the lid to have the tabs at the back recess into the body
5. Reinstall the lock pins, securing your signage in place until you're ready to change it out again

CARE & MAINTENANCE

Advantages of Busch Systems® HDPE & LDPE receptacles include:

- Great low temperature Expression™ resistance and excellent chemical resistance
- Great high temperature Expression™ resistance
- Lower stiffness rating which reduces the potential for stress cracking
- High strength-to-density ratio

Their appearance and lifespan will be greatly affected by their care. The frequency of cleaning required depends on the environment in which the containers are used. Outdoor containers will be subject to different environmental conditions than indoor units, i.e. sun, rain, wind, pollution, winter temperatures, and salt/sea air.

To avoid the accumulation of dirt and grime on your Busch Systems® products, and help prevent corrosion, we recommend that a mild detergent be used (not an abrasive), such as a pH-neutral liquid (hand dishwashing or hand car washing soaps, for example) diluted in warm water. Rinse well with clean water. Any dirt adhering to the powder coating should be removed. In order to remove deposits such as salt or dust, use a soft brush (non-abrasive). If this is not sufficient to remove stubborn soiling, the following products have been tested for use:

Note: Always test soaps/cleaners on a hidden and/or small area beforehand

- Ajax Cream
- Liquid Gumption
- Flash (in water)
- Ajax Liquid (in water)
- Cutting compound ('T. Cut')

If solvents are absolutely needed to remove marks, a soft cloth dampened with white spirit may be used.

GENERAL CARE

- Clean with a power washer or light scrub brush (outdoor/municipal bins)
- Clean with a mild detergent with a damp sponge or cloth (indoor/office bins)
- For soil and stain remover, cleaners like Fantastik, Armor All or Acetone may be tried
- UV safe cleaners MUST be used on all outdoor bins

THINGS TO AVOID

- Cleaners with chloride or bleach
- Solvents
- Abrasive detergents
- Steel wool or Scouring pads

Contact Us Today for a Quote on Your Expression™ Station!



BUSCH®
SYSTEMS



RECYCLING
MADE SIMPLE.

**MIXED
RECYCLING**



WASTE LESS,
RECYCLE MORE.

WASTE

Certified



Corporation