



**BUSCH**<sup>®</sup>  
SYSTEMS



# Element<sup>™</sup> Antimicrobial Lids


for the  
Spectrum<sup>®</sup> Series

Product Data Sheet | Version 1.1

Busch Systems International Inc.  
81 Rawson Avenue, Barrie ON., Canada  
1.800.565.9931  
buschsystems.com



View the Element<sup>™</sup> Antimicrobial Lids Online!



## INTRODUCING ANTIMICROBIAL RECYCLING & WASTE RECEPTACLES

# Proven to kill 99.9% of bacteria in two hours or less.\*



## Do your part to combat infectious bacteria\*

Introducing a new, solid antimicrobial copper alloy solution that kills greater than 99.9% of bacteria\* within two hours, and continues to kill more than 99.9% of bacteria\* even after repeated contamination.

Bacteria can double every 20 minutes on unprotected surfaces, but Busch Systems recycling & waste stations with all-new Element™ Lids (made with CuVerro Shield™ protection by Aereus Technologies) work to continuously fight off microbes and protect the hardware, your patrons and your staff!

Talk to our experts today about how we can help you find the right antimicrobial recycling & waste container for your environment.

\*Laboratory testing shows that, when cleaned regularly, CuVerro® surfaces kill greater than 99.9% of the following bacteria within two hours of exposure: Methicillin-Resistant Staphylococcus aureus (MRSA), Staphylococcus aureus, Enterobacter aerogenes, Pseudomonas aeruginosa, E. coli O157:H7, and Vancomycin-Resistant Enterococcus faecalis (VRE). The use of CuVerro® bactericidal copper surfaces is a supplement to and not a substitute for standard infection control practices; users must continue to follow all current infection control practices, including those practices related to cleaning and disinfection of environmental surfaces. This surface has been shown to reduce microbial contamination, but it does not necessarily prevent cross contamination. CuVerro® is a registered trademark of Wieland North America, Inc. and is used with permission. AE-0004-1809.


## BODY SPECIFICATIONS

Below are the available Body Options for the Spectrum® with Element™ Lids. With this measurement guide you will find the right size Spectrum® Series container to fit your space. The measurement guide is the essence of various standard measuring methods. All measurements are in inches. Talk to your dedicated Busch Systems® sales representative for more information on how to choose the right size container for your space.



Body Shape	Height	Width	Depth	Weight	Capacity
Cube	30.375"H (771.525mm)	15.75"W (400mm)	15.75"D (400mm)	31.8lbs (14.42kg)	24 gal
Cube-Slim	30.375"H (771.525mm)	8"W (203.2mm)	15.75"D (400mm)	22.15lbs (10.05kg)	10 gal

## STOCK BODY COLORS



## LID OPENING SPECIFICATIONS

The chart below outlines the available Element™ Lid Options for the Spectrum® Series body as well as the associated opening dimensions. Talk to your dedicated Busch Systems® sales representative for more information.

	Cube Full	Cube-Slim Full
Opening Dimensions	10.25"W x 6.25"D	5.875"W x 10.25"D

## STOCK LID COLORS



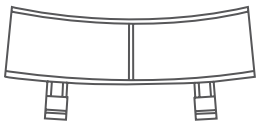
## PRODUCT ACCESSORIES

If you're interested in maximizing the full potential of your Spectrum® Series containers, you can enhance the quality & performance and expand the possibilities with top quality accessories that will add functionality and convenience with ease. These product accessories are designed to help you get the most out of your recycling & waste management equipment. Busch Systems® offers a number of different accessories to add convenience and portability.

To add movement to your Spectrum® Series station, consider the Busch Systems® professional quality caster kits that allow you to easily move your station to a better location or for cleaning and maintenance.

For more customization, many of the Spectrum® Series bodies are compatible with a vast choice of customizable sign frame and signage options that increase stream visibility.

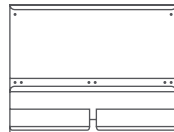
### SIGN FRAMES



14¾" x 8 ½" SIGNS

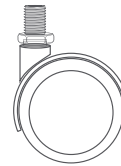


7" x 8 ½" SIGN



15" x 8 ½" SIGN

### CASTERS





## STOCK GRAPHICS

To clearly indicate streams, all signage is available in corresponding stream colors. Labels come standard with white or silver icons on a clear background. All signage and labels are able to be customized.

### SIGNAGE - FULL AND DOUBLE ELLIPSE FRAME



### SIGNAGE - SLIM FRAME



### LABELS



NOTE: Because different computers, monitors, and printers render colors and textures differently, actual finishes may vary from those shown here.

## IDEAL BAG SIZES

	Cube	Cube-Slim
Ideal Bag Size (inches)	30 x 39	22 x 38

## MATERIAL & CONSTRUCTION DETAILS

Not all recycling & waste receptacles are created equal. Our company policy is never to compromise on our workmanship or the quality material standards we've set. We only recommend and use quality first grade materials on our recycling & waste containers, and source these from OEM's at highly-competitive prices. Being a manufacturer that buys at high-quantities gives significant buying power with companies which in turn saves you money.

The design process, materials used, finishes and manufacturing standards all affect the final product. Every decision is vital to getting the most value for your investment. You deserve recycling & waste containers that meets your demands for quality and durability and will enhance your working environment for years to come.

Component	Material(s)	Construction
Bodies	Powder Coated Steel	<ul style="list-style-type: none"> <li>• Fire-safe steel construction</li> </ul>
Element™ Lids	Aluminum	<ul style="list-style-type: none"> <li>• Coated with CuVerro Shield™ protection by Aereus Technologies</li> </ul>
Liners - Cube, Cube-Slim	HDPE	<ul style="list-style-type: none"> <li>• Liners are made of durable black HDPE and 100% Post Consumer Recycled content</li> </ul>
Liner - Ellipse	LDPE	<ul style="list-style-type: none"> <li>• Liners are molded from durable black LDPE</li> </ul>
Sign Frames	Powder Coated Steel	<ul style="list-style-type: none"> <li>• Fire-safe steel construction</li> </ul>
Signage	100lb. Digital Cover Coated Paper	<ul style="list-style-type: none"> <li>• 30% PCW FSC®</li> </ul>
Casters	LDPE	<ul style="list-style-type: none"> <li>• 4 durable, long-lasting swivel castors (2 of 4 casters include brakes to secure container into place)</li> </ul>

## ENVIRONMENTAL CONSIDERATIONS

- All Spectrum® Series receptacles with Element™ lids use a low energy, resource efficient manufacturing and curing process
- All Spectrum® Series receptacles with Element™ lids components disassemble at end of life and are fully recyclable
- Low maintenance and extremely long service life
- Powdercoat finishes are no- or low-VOC, depending on color
- Manufactured in North America

Configurations	Post-Industrial Recycled Content	Post-Consumer Recycled Content	Total Recycled Content	3rd Party Certifications
Spectrum®	Contact us	Contact us	Contact us	-

Busch Systems® is dedicated to environmental responsibility. We maintain an Environmental Management System and are continually working to improve our impact through efficiency, material selection, vendor education, employee involvement, and an unwavering commitment to being a B-Corporation®. If you would like additional information on our product development process or if you don't see the information you need for your project on this page, please contact our Sustainability Team at [sustainability@buschsystems.com](mailto:sustainability@buschsystems.com).

## LEAD TIME

Our standard lead times on stock SKU's for Element™ lids on the Spectrum® Series are 3-5 days. Our standard lead times on the large/custom orders for Element™ lids on the Spectrum® Series are 6-8 weeks. Please contact us to discuss your specific timing requirements.

## PRICING

Please contact us at **800.565.9931** or [sales@buschsystems.com](mailto:sales@buschsystems.com). At Busch Systems®, we design, manufacture and sell our products directly to you. Our sales team is available to assist you with questions about our products, requests for quotes, and orders. Vertical Managers are located across North America to assist with the front-end specification and quoting process, and our in-house Project Sales Coordinators follow your project through from the time you place an order to shipment.

## TO ORDER PLEASE SPECIFY

Quantity, body model, lid model, label choice and any optional product accessories. Talk to your dedicated Busch Systems® sales representative for more information. If you do not have a dedicated Sales Representative please contact us via our website at [buschsystems.com/contact-us/](https://buschsystems.com/contact-us/)

## INSTALLATION

Busch Systems® Element™ lids on the Spectrum® Series containers are hassle-free when it comes to installation. Each container is individually boxed using cardboard with high-recycled content and each associated lid is boxed within the container box to ensure safe transport.

### TO INSTALL YOUR SPECTRUM® SERIES CONTAINERS WITH ELEMENT™ LIDS:

1. Unbox the body and lid components
2. Insert the recycling/waste bag into the liner and wrap the top edge of the bag around the liner
3. Place the lid on top of the body

## CARE & MAINTENANCE - SPECTRUM® BODIES

Busch Systems® powder coated steel products are finished with a polyester powder coat paint that is intended to help keep your recycling and waste containers protected and attractive looking for as long as possible in their environment. Their appearance and lifespan will be greatly affected by their care. Powder coated finishes can be treated like most other paints and benefit from regular cleaning.

The frequency of cleaning required depends on the environment in which the containers are used. Outdoor containers will be subject to different environmental conditions than indoor units, i.e. sun, rain, wind, pollution, winter temperatures, and salt/sea air.

To avoid the accumulation of dirt and grime on your Busch Systems® products, and help prevent corrosion, we recommend that a mild detergent be used (not an abrasive), such as a pH-neutral liquid (hand dishwashing or hand car washing soaps, for example) diluted in warm water. Rinse well with clean water. Any dirt adhering to the powder coating should be removed. In order to remove deposits such as salt or dust, use a soft brush (non-abrasive). If this is not sufficient to remove stubborn soiling, the following products have been tested for use:

- Ajax Cream
- Liquid Gumption
- Flash (in water)
- Ajax Liquid (in water)
- Cutting compound ('T. Cut')

If solvents are absolutely needed to remove marks, a soft cloth dampened with white spirit may be used.

### THINGS TO AVOID

- Solvents such as acetone, contact cleaners, thinners or Methyl Ethyl Ketone (MEK). These solvents are very damaging to the powder coat and will soften and/or dissolve the surface of the coating, diminishing its shine and durability or removing the finish altogether.
- Cleaning water that contains sulfur, iron oxide, chlorine, fluoride
- Waxes that contain abrasives
- Abrasive cleaning tools or brushes
- Contact with electrical current and dissimilar metals

## CARE & MAINTENANCE - ELEMENT™ LIDS

- Hydrogen peroxide (solution or vapour - HPV) has no long-term effect on copper alloys.
- Steam may be used for cleaning or disinfection and will not harm copper alloys.
- Formaldehyde is sometimes used for laboratory disinfection and fumigation and is not deleterious to copper or copper alloys.

**METAL POLISHES AND CLEANERS:** These will brighten the appearance of the copper and copper alloys.

- Citric acid-based cleaners are preferred as they disinfect and remove tarnish without leaving a residue.
- Proprietary polishing products, such as Brasso, will clean the copper but are not recommended as they may leave a residual film which inhibits the antimicrobial effect of copper for a period of time. Removal of this residue can be difficult but may be achieved with alcohol wipes.

Contact Us Today for a Quote on Your Element™ Antimicrobial Lids for the Spectrum® Series!

