



Part of the **ASPYRE™**  
COLLECTION

# Venture Series

*Exceptionally Crafted*

Product Data Sheet | Version 1.0

Busch Systems International Inc.  
81 Rawson Avenue, Barrie ON., Canada  
1.800.565.9931  
buschsystems.com



*View the Venture Series Online!*





## EXCEPTIONALLY CRAFTED WITH SUSTAINABILITY IN MIND

Upgrade any waste and recycling program by incorporating a closed-loop product with a classic look. With endless customization options and a modern aesthetic, the Venture is the ideal choice for any space. Every detail was considered in the construction process with the goal of designing a container that is functional, durable, and reliable. This versatile container is an easy choice for any organization willing to Venture into a greater waste diversion experience.



### POPULAR BASE SKU'S



104679



104681



104682




104683



# BUILD YOUR **venture**™ STATION

S E R I E S



## ONE: THE BODY

- Single
- Double
- Triple

## TWO: THE OPENING

- See lid opening specifications for available openings

## THREE: THE LABEL

- Choose from our stock options or customize your own!

## FOUR: OPTIONAL KITS

- Top Panel Emblem
- Backboard Sign Frame
- Casters
- Hard Ground Mounting Kit



## STATION SPECIFICATIONS

Below are the available Station Options for the Venture Series. With this measurement guide you will find the right size Venture Series container to fit your space. The measurement guide is the essence of various standard measuring methods. All measurements are in inches. The Venture Series recycled plastic lumber containers are available in Single, Double & Triple stream configurations. Talk to your dedicated Busch Systems® sales representative for more information on how to choose the right size container for your space.



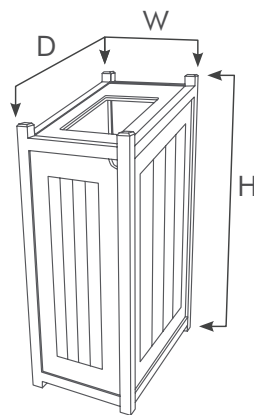
Single



Double



Triple



Streams	Height	Width	Depth	Weight	Capacity
Single	41.5"H (1054.1mm)	15"W (381mm)	24"D (609.6mm)	60lbs (27.22kg)	23 gal
Double	41.5"H (1054.1mm)	28.5"W (723.9mm)	24"D (609.6mm)	125lbs (56.69kg)	46 gal
Triple	41.5"H (1054.1mm)	42"W (1066.8mm)	24"D (609.6mm)	180lbs (81.65kg)	69 gal

### STOCK PANEL COLORS



Cedar



Blue\*



Green\*



Black



Grey



White



Brown

\*Openings & Doors Only. For full units in these colors, contact your sales representative.

### STOCK POST COLORS



Cedar



Black



Grey



Brown

## OPENING SPECIFICATIONS

The chart below outlines the available Opening Options for each Venture Series model as well as the associated opening dimensions. Be sure to run a preliminary audit of the popular materials that are discarded where your Venture Series containers will be placed. For example, if you're collecting large quantities of standard-sized Cans & Bottles, the Circle Opening is the ideal choice, as it will reduce contamination of materials that are larger than the dimensions of the opening. If there is a blank cell on the body or lid style of your choice, this means there is currently no stock option available. Talk to your dedicated Busch Systems® sales representative for more information.

	Full	Mixed	Slot	Circle	Full with Emblem	Mixed with Emblem	Slot with Emblem	Circle with Emblem
Single Double Triple								
Opening Dimensions	8"W x 12.75"H	2"W x 12"H 5"W (circle)	2"W x 12"H	7"W x 7"H	8"W x 12.75"H	2"W x 12"H 5"W (circle)	2"W x 12"H	7"W x 7"H

## STOCK OPENING COLORS



Cedar



Blue



Green



Black



Grey



White



Brown

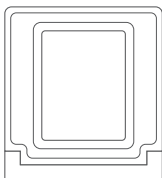
## PRODUCT ACCESSORIES

If you're interested in maximizing the full potential of your Venture Series containers, you can enhance the quality & performance and expand the possibilities with top quality accessories that will add functionality and convenience with ease. These product accessories are designed to help you get the most out of your recycling & waste management equipment. Busch Systems offers a number of different accessories to add convenience and portability.

To add movement to your Venture Series station, consider the Busch Systems® professional quality caster kits that allow you to easily move your station to a better location or for cleaning and maintenance.

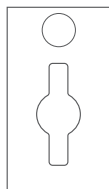
For maximum impact, add high-profile Sign Frames to the top of your Venture Series Station to broadcast your organization's messaging.

### BACKBOARD SIGN FRAMES



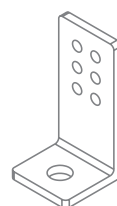
(available in single, double, triple)  
(fits 8.5"x11" sign(s))

### RESTRICTIVE OPENINGS

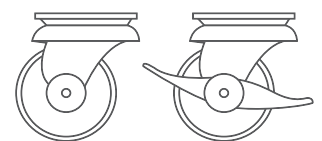


(see opening specifications for all options)

### HARD GROUND MOUNTING KIT



### CASTERS



(2 Free + 2 Locking)

## STOCK LABELS & OPTIONAL EMBLEMS & SIGNS

Labels come standard with a stream specific color background and white text. These premium labels and emblems incorporate a glossy 3D coating which adds to the high-end look of the Venture. All labels are able to be customized. These optional signs come standard with a stream specific color background and white text. All signs can be customized to match your unique branding and stream requirements.

### STOCK LABELS



### OPTIONAL EMBLEMS



### OPTIONAL SIGNS



*NOTE: Because different computers, monitors, and printers render colors and textures differently, actual finishes may vary from those shown here.*

## MATERIAL & CONSTRUCTION DETAILS

Not all recycling & waste receptacles are created equal. Our company policy is never to compromise on our workmanship or the quality material standards we've set. We only recommend and use quality first grade materials on our recycling & waste containers, and source these from OEM's at highly-competitive prices. Being a manufacturer that buys at high-quantities gives significant buying power with companies which in turn saves you money.

The design process, materials used, finishes and manufacturing standards all affect the final product. Every decision is vital to getting the most value for your investment. You deserve recycling & waste containers that meets your demands for quality and durability and will enhance your working environment for years to come.

Busch Systems® Recycled Plastic Lumber products are made from 97% maximum-strength, post consumer HDPE (most often recycled milk jugs!). The Venture Series stations do not absorb moisture, are resistant to rotting, heat & mold and are developed using the highest-quality, rust-resistant hinges, fasteners & screws. Commercial-grade resins and UV resistors are added to the recycled lumber during the manufacturing process to prevent fading due to sun and harsh weather exposure.

The LEED® green building certification program is the nationally accepted benchmark for the design, construction and operation of green buildings. Busch Systems® recycled plastic lumber receptacles are made of 97% pure post-consumer HDPE and may contribute to your LEED® goals under MR 4.1 and MR 4.2.

Component	Material(s)	Construction
Bodies, Openings, Sign Frames	Recycled Plastic Lumber	<ul style="list-style-type: none"> <li>Made of 97% pure post-consumer HDPE</li> </ul>
Liners	HDPE	<ul style="list-style-type: none"> <li>Liners are molded from durable, black HDPE and contain up to 35% recycled content</li> </ul>
Leveling Feet	Steel	<ul style="list-style-type: none"> <li>Steel thread with plastic feet. Plastic bottom reduces scratches and marks on the floor.</li> </ul>
Casters	HDPE	<ul style="list-style-type: none"> <li>4 durable, long-lasting swivel castors (2 of 4 castors include brakes to secure container into place)</li> </ul>
Signage	100lb. Digital Cover Coated Paper	<ul style="list-style-type: none"> <li>30% PCW FSC®</li> </ul>

## ENVIRONMENTAL CONSIDERATIONS

- All Venture Receptacles use a low energy, resource efficient manufacturing and curing process
- All Venture receptacle components disassemble at end of life and are fully recyclable
- Low maintenance and extremely long service life
- Manufactured in North America

Configurations	Post-Industrial Recycled Content	Post-Consumer Recycled Content	Total Recycled Content	3rd Party Certifications
Venture	Contact us	Contact us	Contact us	-

Busch Systems® is dedicated to environmental responsibility. We maintain an Environmental Management System and are continually working to improve our impact through efficiency, material selection, vendor education, employee involvement, and an unwavering commitment to being a B-Corporation®. If you would like additional information on our product development process or if you don't see the information you need for your project on this page, please contact our Sustainability Team at [sustainability@buschsystems.com](mailto:sustainability@buschsystems.com).

## LEAD TIME

Our standard lead times on the Venture Series are 6-8 weeks if all components are in stock. Longer lead times may apply for custom colors or larger orders. Please contact us to discuss your specific timing requirements.

## PRICING

Please contact us at **800.565.9931** or **sales@buschsystems.com**. At Busch Systems®, we design, manufacture and sell our products directly to you. Our sales team is available to assist you with questions about our products, requests for quotes, and orders. Vertical Managers are located across North America to assist with the front-end specification and quoting process, and our in-house Project Sales Coordinators follow your project through from the time you place an order to shipment.

## TO ORDER PLEASE SPECIFY

Quantity, body model, lid model, label choice and any optional product accessories. Talk to your dedicated Busch Systems® sales representative for more information. If you do not have a dedicated Sales Representative please contact us via our website at [buschsystems.com/contact-us/](https://buschsystems.com/contact-us/)

## INSTALLATION

Busch Systems® Venture Series containers are hassle-free when it comes to installation. Each container comes assembled with labels installed. Sign frames are not installed to ensure safe transport.

To install your Venture Series containers:

1. Remove from the pallet (not boxed)
2. Place in desired location
3. (optional) Adjust levelling feet if the flooring is uneven in your desired location
4. (optional) Line up the sign frames with the pre-drill markings on the back of the container and screw them into place
5. Insert the recycling/waste bag into each liner and wrap the top edge of the bag around the liner

## CARE & MAINTENANCE

Advantages of Busch Systems® Recycled Plastic Lumber receptacles include:

- Made from 97% maximum-strength, post consumer HDPE (most often recycled milk jugs!)
- Highly-durable material and is able to withstand physical stress to a greater degree than wood.
- Minor dings and scratches are much less likely to bend your containers out of shape or leave the finished scratched.
- Do not absorb moisture, are resistant to rotting, heat & mold and are developed using the highest-quality, rust-resistant hinges, fasteners & screws.
- Commercial-grade resins and UV resistors are added to the recycled lumber during the manufacturing process to prevent fading due to sun and harsh weather exposure.

Their appearance and lifespan will be greatly affected by their care. The frequency of cleaning required depends on the environment in which the containers are used. Outdoor containers will be subject to different environmental conditions than indoor units, i.e. sun, rain, wind, pollution, winter temperatures, and salt/sea air.

To avoid the accumulation of dirt and grime on your Busch Systems products, and help prevent corrosion, we recommend that a mild detergent be used (not an abrasive), such as a pH-neutral liquid (hand dishwashing or hand car washing soaps, for example) diluted in warm water. Rinse well with clean water. Any dirt adhering to the powder coating should be removed. In order to remove deposits such as salt or dust, use a soft brush (non-abrasive). If this is not sufficient to remove stubborn soiling, the following products have been tested for use:

- Ajax Cream
- Flash (in water)
- Cutting compound ('T. Cut')
- Liquid Gumption
- Ajax Liquid (in water)

**Note:** Always test soaps/cleaners on a hidden and/or small area beforehand

If solvents are absolutely needed to remove marks, a soft cloth dampened with white spirit may be used.

## GENERAL CARE


- Clean with a mild detergent and damp sponge or cloth
- For tougher cleaning purposes, Lysol, TSP or Spray Nine may be used
- To remove permanent marker on melamine, use a small amount of Lacquer Thinner or Acetone on a cotton rag

## THINGS TO AVOID

- Cleaners with chloride or bleach
- Abrasive detergents
- Trapped moisture between product and equipment such as rubber mats
- Strong Solvents
- Steel wool or Scouring pads



**Contact Us Today for a Quote on Your Venture Station!**



Certified



Corporation