BUSCH® SYSTEMS | Certified B Corporation

Part of the SUSTAINABLE CITY SERIES

Toronto™ Series

Shape Your Cityscape

Product Data Sheet | Version 1.3

Busch Systems International Inc.
81 Rawson Avenue, Barrie ON., Canada
1.800.565.9931
buschsystems.com

View the Toronto™ Series Online!

SURPASS YOUR SUSTAINABILITY POTENTIAL

Heighten the success rate of your refuse management program with the Toronto™ Series. This expanded metal container is the only one of its kind in the series. The vivid mesh-like design creates high visibility of the internal colored liners, maximizing stream recognition. Be the recycling leader in your industry by adding containers to your program that are constructed with sustainability in mind.

POPULAR OPTIONS

101490

101492

100736

102093

BUILD YOUR TORONTO™ STATION

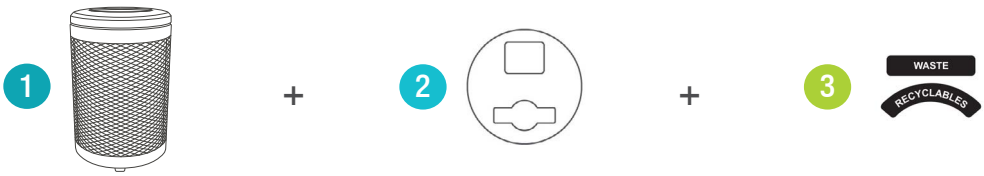

ONE: THE BODY

Single
Double
Triple

TWO: THE LID

See lid opening specifications for available openings

THREE: THE LABELS

Choose from our stock options or customize your own!

BODY SPECIFICATIONS

Below are the available Body Options for the Toronto™ Series. With this measurement guide you will find the right size Toronto™ Series container to fit your space. The measurement guide is the essence of various standard measuring methods. All measurements are in inches. Talk to your dedicated Busch Systems® sales representative for more information on how to choose the right size container for your space.

with Standard Lid

with Dome Lid

with Canopy Lid

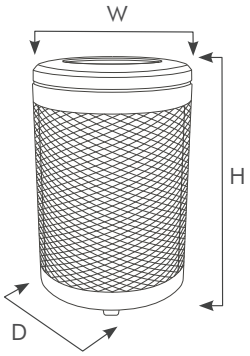

Station	Height	Width	Depth	Weight	Capacity
with Standard Lid	37.5"H (952.5mm)	23"W (584.2mm)	23"D (584.2mm)	62lbs (28.12kg)	45 gal
with Canopy Lid	44.25"H (1123.95mm)	23"W (584.2mm)	23"D (584.2mm)	70.25lbs (31.87kg)	45 gal
with Dome Lid	45.375"H (1152.525mm)	23"W (584.2mm)	23"D (584.2mm)	62lbs (28.12kg)	45 gal

STOCK BODY COLOR

Black

STOCK LINER COLORS

Black* Blue**

**Black Only Available for Single and Double.*

***Blue Only Available for Double.*

STOCK LABELS

Labels come standard with a black background and white text and are sized to fit the inset areas on the double and triple lids. Labels can be customized to match your unique branding and stream requirements.

STOCK LABEL SETS

DOUBLE LID (SET OF 2)

TRIPLE LID (SET OF 4)

NOTE: Because different computers, monitors, and printers render colors and textures differently, actual finishes may vary from those shown here.

LID OPENING SPECIFICATIONS

The chart below outlines the available Lid Opening Options for each Toronto™ Series model as well as the associated opening dimensions. Be sure to run a preliminary audit of the popular materials that are discarded where your Toronto™ Series containers will be placed. For example, if you're collecting large quantities of standard-sized Cans & Bottles, the Circle Opening is the ideal choice, as it will reduce contamination of materials that are larger than the dimensions of the opening. Talk to your dedicated Busch Systems® sales representative for more information.

	Full	Full - Dome Lid	Full - Canopy Lid
Single			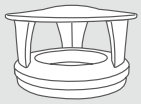
Opening Dimensions	13.75" Dia. (349.25mm Dia.)	11"W x 7"H (279.4mm x 177.8mm)	15.25"W x 7.75"H (387.35mm x 196.85mm)
Stock Lid Colors	 Black	 Black Blue	N/A

	Full / Mixed	Full / Mixed - Canopy Lid
Double		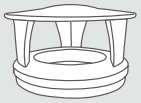
Opening Dimensions	**Full:** 6.9"W x 5.9"H (175.26mm x 149.86mm) **Mixed:** 10.89"W x 2.64"H x 5.64"D (276.9mm x 67.1mm x 143.26)	15.25"W x 7.75"H (387.35mm x 196.85mm)
Stock Lid Colors	 Black	 Black

	Full / Full / Full	Full / Slot / Circle
Triple		
Opening Dimensions	**Each Full Opening:** 7.89"W x 5.39"H | 200.4mm W x 136.91mm H	**Full:** 8.36"W x 5.9"H (212.34mm x 149.86mm) **Slot:** 10.86"W x 2.61"H (275.84mm x 66.29mm) **Circle:** 5.6" Dia. (142.24mm Dia.)
Stock Lid Colors	N/A	N/A

IDEAL BAG SIZES

Toronto™ Series	Single	Double	Triple
Ideal Bag Size (inches)	33 x 40	32 x 40	28 x 40

MATERIAL & CONSTRUCTION DETAILS

Not all recycling & waste receptacles are created equal. Our company policy is never to compromise on our workmanship or the quality material standards we've set. We only recommend and use quality first grade materials on our recycling & waste containers, and source these from OEM's at highly-competitive prices. Being a manufacturer that buys at high-quantities gives significant buying power with companies which in turn saves you money.

The design process, materials used, finishes and manufacturing standards all affect the final product. Every decision is vital to getting the most value for your investment. You deserve recycling & waste containers that meets your demands for quality and durability and will enhance your working environment for years to come.

Component	Material(s)	Construction
Body	Powder Coated Steel	• Platinum powder coat finish
Lids	LDPE	• Lids are molded from durable LDPE
Liners	LDPE	• Liners are molded from durable LDPE

ENVIRONMENTAL CONSIDERATIONS

- All Toronto™ Receptacles use a low energy, resource efficient manufacturing and curing process
- All Toronto™ receptacle components disassemble at end of life and are fully recyclable
- Low maintenance and extremely long service life
- Manufactured in North America
- Product Carbon Footprint Dashboard for 1 Unit Toronto™ Bin

Configurations	Post-Industrial Recycled Content	Post-Consumer Recycled Content	Total Recycled Content	3rd Party Certifications
Toronto™	Contact us	Contact us	Contact us	-

Busch Systems® is dedicated to environmental responsibility. We maintain an Environmental Management System and are continually working to improve our impact through efficiency, material selection, vendor education, employee involvement, and an unwavering commitment to being a B-Corporation®. If you would like additional information on our product development process or if you don't see the information you need for your project on this page, please contact our Sustainability Team at **sustainability@buschsystems.com**.

LEAD TIME

Our standard lead times on stock SKU's for the Toronto™ Series are 3-5 days and 6-8 weeks for large or custom orders. Please contact us to discuss your specific timing requirements.

PRICING

Please contact us at **800.565.9931** or **sales@buschsystems.com**. At Busch Systems®, we design, manufacture and sell our products directly to you. Our sales team is available to assist you with questions about our products, requests for quotes, and orders. Vertical Managers are located across North America to assist with the front-end specification and quoting process, and our in-house Project Sales Coordinators follow your project through from the time you place an order to shipment.

TO ORDER PLEASE SPECIFY

Quantity, body model, lid model, label choice and any optional product accessories. Talk to your dedicated Busch Systems® sales representative for more information. If you do not have a dedicated Sales Representative please contact us via our website at **buschsystems.com/contact-us/**

INSTALLATION

Busch Systems® Toronto™ Series containers are hassle-free when it comes to installation. Each container is individually boxed using cardboard with high-recycled content and each associated lid is boxed within the container box to ensure safe transport.

To install your Toronto™ Series containers:

1. Unbox the assembled unit
2. *(Optional)* Install Tether Kit

CARE & MAINTENANCE

Busch Systems® powder coated steel products are finished with a polyester powder coat paint that is intended to help keep your recycling and waste containers protected and attractive looking for as long as possible in their environment. Their appearance and lifespan will be greatly affected by their care. Powder coated finishes can be treated like most other paints and benefit from regular cleaning.

The frequency of cleaning required depends on the environment in which the containers are used. Outdoor containers will be subject to different environmental conditions than indoor units, i.e. sun, rain, wind, pollution, winter temperatures, and salt/sea air.

To avoid the accumulation of dirt and grime on your Busch Systems® products, and help prevent corrosion, we recommend that a mild detergent be used (not an abrasive), such as a pH-neutral liquid (hand dishwashing or hand car washing soaps, for example) diluted in warm water. Wipe with a clean wet cloth and towel dry. Any dirt adhering to the powder coating should be removed. In order to remove deposits such as salt or dust, use a soft brush (non-abrasive). If this is not sufficient to remove stubborn soiling, the following products have been tested for use:

- Ajax Cream
- Liquid Gumption
- Flash (in water)
- Ajax Liquid (in water)
- Cutting compound ('T. Cut')

If solvents are absolutely needed to remove marks, a soft cloth dampened with white spirit may be used.

THINGS TO AVOID

- Solvents such as acetone, contact cleaners, thinners or Methyl Ethyl Ketone (MEK). These solvents are very damaging to the powder coat and will soften and/or dissolve the surface of the coating, diminishing its shine and durability or removing the finish altogether.
- Cleaning water that contains sulfur, iron oxide, chlorine, fluoride
- Waxes that contain abrasives
- Abrasive cleaning tools or brushes
- Contact with electrical current and dissimilar metals

Contact Us Today for a Quote on Your Toronto™ Station!

BUSCH®
SYSTEMS

Certified
B
Corporation

1-800-565-9931 | buschsystems.com