



BUSCH
SYSTEMS®



The **#1 Rated** Brand in
Recycling & Waste Containers!



Innovative Designs Inspiring Change.

Super Sorter™ Series

The Hero Your Community Needs

Product Data Sheet | Version 1.5

Busch Systems International Inc.
81 Rawson Avenue, Barrie ON., Canada
1.800.565.9931
buschsystems.com



View the Super Sorter™ Series Online!





The Hero Your Community Needs

The Super Sorter™ is ideal for pedestrian concentrated areas including parks, city centers, and shopping malls. It is built to be durable, long-lasting, and easy to empty. Openings can be customized to fit your program with hot-stamped labels that won't peel or fade and optional baffles for security and safety.



Liners are made from 100% post-consumer recycled content

POPULAR SKU'S



101433



101439

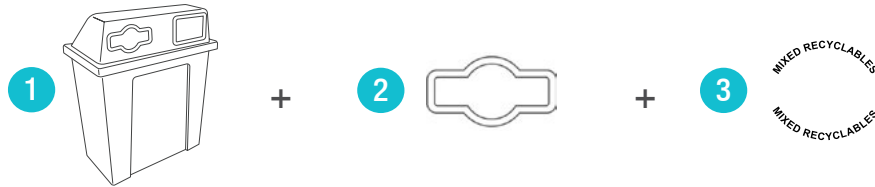


101437



101436

BUILD YOUR ||| Super Sorters™ STATION



ONE: THE BODY

- 2-in-1
- 3-in-1
- 3-in-1HD

TWO: THE OPENINGS

- See opening specifications for available options

THREE: THE STAMPS

- Choose from our stock options or customize your own!



BODY SPECIFICATIONS

Below are the available Body Options for the Super Sorter™ Series. With this measurement guide you will find the right size Super Sorter™ Series container to fit your space. The measurement guide is the essence of various standard measuring methods. All measurements are in inches. Talk to your dedicated Busch Systems® sales representative for more information on how to choose the right size container for your space.



Body	Height	Width	Depth	Weight	Capacity
2-in-1	45.5"H (1155.7mm)	37.5"W (952.5mm)	23.5"D (597mm)	77lbs (34.9kg)	64 gal
3-in-1HD	45.5"H (1155.7mm)	37.5"W (952.5mm)	23.5"D (597mm)	77lbs (34.9kg)	69 gal
3-in-1	47.5"H (1206.5mm)	43.75"W (111.25mm)	24.75"D (628.7mm)	89lbs (40.37kg)	96 gal

STOCK BODY COLORS








Greystone



Sandstone

OPENING SPECIFICATIONS

The chart below outlines the available Opening Options for each Super Sorter™ Series model as well as the associated opening dimensions. Be sure to run a preliminary audit of the popular materials that are discarded where your Super Sorter™ Series containers will be placed. For example, if you're collecting large quantities of standard-sized Cans & Bottles, the Circle Opening is the ideal choice, as it will reduce contamination of materials that are larger than the dimensions of the opening. If there is a blank cell on the body or lid style of your choice, this means there is currently no stock option available. Talk to your dedicated Busch Systems® sales representative for more information.

	Full	Square	Circle	Mixed	Slot
All Configurations					
Opening Dimensions	10"W x 6"H 8"W x 6"H (3-in-1HD)	5.125"W x 5.125"H	5.75" Diameter	10.5"W x 2.5"H x 5"D (circle)	13"W x 3"H 10.5"W x 2.5"H (3-in-1HD)

STOCK OPENING COLORS



Black*



Grey**



Blue



Green



Red***

*Black Only Stocked in Full Opening
 **Grey Only Stocked in Full Opening
 ***Red Only Stocked in Circle Opening

NOTE: Because different computers, monitors, and printers render colors and textures differently, actual finishes may vary from those shown here.

PRODUCT ACCESSORIES

If you're interested in maximizing the full potential of your Super Sorter™ Series containers, you can enhance the quality & performance and expand the possibilities with top quality accessories that will add functionality and convenience with ease.

To add more security to your Super Sorter™ Series station, consider the Busch Systems® professional quality ground-mounting kits that safely secure your Super Sorter™ Series container to either Hard or Soft Ground surfaces.

IDEAL BAG SIZES

	2-in-1	3-in-1 HD	3-in-1
Ideal Bag Size (inches)	36 x 39	31 x 39	36 x 39

MATERIAL & CONSTRUCTION DETAILS

Not all recycling & waste receptacles are created equal. Our company policy is never to compromise on our workmanship or the quality material standards we've set. We only recommend and use quality first-grade materials on our recycling & waste containers, and source these from OEM's at highly competitive prices. Being a manufacturer that buys at high-quantities gives significant buying power with companies which in turn saves you money.

The design process, materials used, finishes, and manufacturing standards all affect the final product. Every decision is vital to getting the most value for your investment. You deserve recycling & waste containers that meet your demands for quality and durability and will enhance your working environment for years to come.

Component	Material(s)	Construction
Bodies	LDPE	<ul style="list-style-type: none"> Bodies are molded from durable LDPE. Stone finish hides dirt and scratches over time.
Openings	HDPE	<ul style="list-style-type: none"> Openings are molded from durable HDPE and contain up to 35% recycled content.
ID Plates	HDPE	<ul style="list-style-type: none"> ID Plates are molded from durable HDPE and contain up to 35% recycled content.
Liners	HDPE	<ul style="list-style-type: none"> Liners are molded from durable HDPE and contain up to 35% recycled content.

ENVIRONMENTAL CONSIDERATIONS

- All Super Sorter™ Series receptacles use a low energy, resource-efficient manufacturing and curing process
- All Super Sorter™ Series receptacles components disassemble at end of life and are fully recyclable
- Low maintenance and extremely long service life
- Manufactured in North America
- [Product Carbon Footprint Dashboard for 1 Unit Super Sorter™ 2 in 1 Bin](#)

Configurations	Post-Industrial Recycled Content	Post-Consumer Recycled Content	Total Recycled Content	3rd Party Certifications
Super Sorter™	Contact us	Contact us	Contact us	-

Busch Systems® is dedicated to environmental responsibility. We maintain an Environmental Management System and are continually working to improve our impact through efficiency, material selection, vendor education, employee involvement, and an unwavering commitment to being a B-Corporation. If you would like additional information on our product development process or if you don't see the information you need for your project on this page, please contact our Sustainability Team at sustainability@buschsystems.com.

LEAD TIME

Our standard lead times on the Super Sorter™ Series are 6-8 weeks. Please contact us to discuss your specific timing requirements.

PRICING

Please contact us at **800.565.9931** or **sales@buschsystems.com**. At Busch Systems®, we design, manufacture and sell our products directly to you. Our sales team is available to assist you with questions about our products, requests for quotes, and orders. Vertical Managers are located across North America to assist with the front-end specification and quoting process, and our in-house Project Sales Coordinators follow your project through from the time you place an order to shipment.

TO ORDER PLEASE SPECIFY

Quantity, body model, openings, and any optional product accessories. Talk to your dedicated Busch Systems® sales representative for more information. If you do not have a dedicated Sales Representative please contact us via our website at **buschsystems.com/contact-us/**

INSTALLATION

Busch Systems® Super Sorter™ Series containers are hassle-free when it comes to installation. Each container comes fully-assembled.

CARE & MAINTENANCE

Advantages of Busch Systems® HDPE & LDPE receptacles include:

- Great low temperature impact resistance and excellent chemical resistance
- Great high temperature impact resistance
- Lower stiffness rating which reduces potential for stress cracking
- High strength-to-density ratio

Their appearance and lifespan will be greatly affected by their care. The frequency of cleaning required depends on the environment in which the containers are used. Outdoor containers will be subject to different environmental conditions than indoor units, i.e. sun, rain, wind, pollution, winter temperatures, and salt/sea air.

To avoid the accumulation of dirt and grime on your Busch Systems® products, and help prevent corrosion, we recommend that a mild detergent be used (not an abrasive), such as a pH-neutral liquid (hand dishwashing or hand car washing soaps, for example) diluted in warm water. Wipe with a clean wet cloth and towel dry. Any dirt adhering to the powder coating should be removed. In order to remove deposits such as salt or dust, use a soft brush (non-abrasive). If this is not sufficient to remove stubborn soiling, the following products have been tested for use:

Note: Always test soaps/cleaners on a hidden and/or small area beforehand

- Ajax Cream
- Liquid Gumption
- Cutting compound ('T. Cut')
- Flash (in water)
- Ajax Liquid (in water)

If solvents are absolutely needed to remove marks, a soft cloth dampened with white spirit may be used.

GENERAL CARE

- Clean with a power washer or light scrub brush (outdoor/municipal bins)
- Clean with a mild detergent with damp sponge or cloth (indoor/office bins)
- For soil and stain remover, cleaners like Fantastik, Armor All or Acetone may be tried
- UV safe cleaners MUST be used on all outdoor bins

THINGS TO AVOID

- Cleaners with chloride or bleach
- Solvents
- Abrasive detergents
- Steel wool or Scouring pads

Contact Us Today for a Quote on Your Super Sorter™ Series Station!

