



The **#1 Rated** Brand in
Recycling & Waste Containers!



Innovative Designs Inspiring Change.

Summit™ Series

Conquer Diversion

Product Data Sheet | Version 1.7

Busch Systems International Inc.
81 Rawson Avenue, Barrie ON., Canada
1.800.565.9931
buschsystems.com



View the Summit™ Series Online!





CONQUER DIVERSION

Take your diversion rates to new heights with the Summit™ Series. With multiple convenient variations, choose the features that best suit your needs such as front door and sloped or flat-top design. This sharp, modern container will help maximize the success of your program with multiple streams available in a single unit, with ample space for labeling.



Liners are made from 100% post-consumer recycled content

POPULAR SKU'S



101498



101500




101503



101504

BUILD YOUR **SUMMIT™** STATION — SERIES —



ONE: THE BODY

- Double
- Triple
- Double XL
- Triple XL

TWO: THE LID

- Flat Lid
- Sloped Lid

THREE: THE LABEL

- Choose from our stock options or customize your own!

FOUR: OPTIONAL KITS

- Sign Frame Kits



BODY SPECIFICATIONS

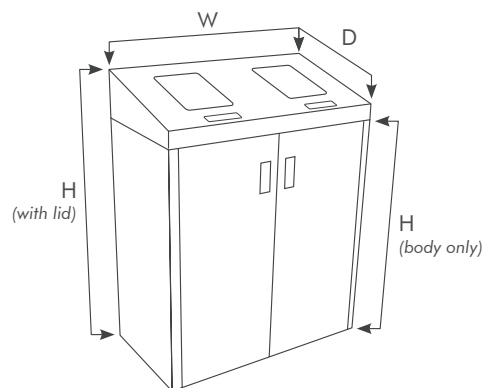
Below are the available Body Options for the Summit™ Series. With this measurement guide you will find the right size Summit™ Series container to fit your space. The measurement guide is the essence of various standard measuring methods. All measurements are in inches. Talk to your dedicated Busch Systems® sales representative for more information on how to choose the right size container for your space.



Double



Triple



Body Shape	Height (<i>body only</i>)	Height (<i>with lid</i>)	Width	Depth	Weight (<i>body only</i>)	Weight (<i>with lid</i>)	Capacity
Double	30.625"H (777.88mm)	Sloped Lid 36.625"H (930.28mm) Flat Lid 32.625"H (828.68mm)	26.875"W (682.625mm)	15"D (381mm)	76.75lbs (34.81kg)	Sloped Lid 90.45lbs (41.03kg) Flat Lid 87.2"lbs (39.55kg)	30 gal
Triple	30.625"H (777.88mm)	Sloped Lid 36.625"H (930.28mm) Flat Lid 32.625"H (828.68mm)	39.875"W (1012.82mm)	15"D (381mm)	101.7lbs (46.13kg)	Sloped Lid 120.55lbs (54.68kg) Flat Lid 116.3lbs (52.75kg)	45 gal
Double XL	33.876"H (860.45mm)	Sloped Lid 44.876"H (1139.85mm) Flat Lid 35.876"H (911.25mm)	30"W (762mm)	20.062"D (509.57mm)	94lbs (42.64kg)	Sloped Lid 110lbs (49.9kg) Flat Lid 107.45lbs (48.74kg)	64 gal
Triple XL	33.876"H (860.45mm)	Sloped Lid 44.876"H (1139.85mm) Flat Lid 35.876"H (911.25mm)	44"W (1117.6mm)	20.062"D (509.57mm)	125lbs (56.7kg)	Sloped Lid 157.15lbs (71.28kg) Flat Lid 142.55lbs (64.66kg)	96 gal

STOCK BODY COLORS



Grey

AVAILABLE BODY COLORS

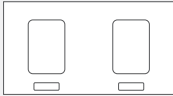
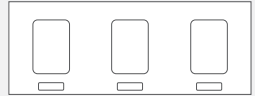


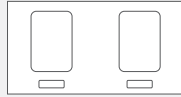
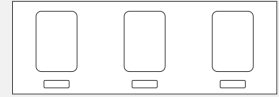
Black*

*Available with minimum order quantity.

LID & OPENING SPECIFICATIONS

The chart below outlines the available Lid Opening Options for each Summit™ Series body as well as the associated opening dimensions. Be sure to run a preliminary audit of the popular materials that are discarded where your Summit™ Series containers will be placed. Talk to your dedicated Busch Systems® sales representative for more information.

	Double Full	Triple Full
Sloped Lid Flat Lid		
Lid Dimensions	Sloped Lid 15.062"D x 26.875"W x 6"H 382.6mm D x 682.6mm W x 152.4mm H Flat Lid 15.062"D x 26.875"W x 2"H 382.6mm D x 682.6mm W x 50.8mm H	Sloped Lid 15.062"D x 39.875"W x 6"H 382.6mm D x 1012.82mm W x 152.4mm H Flat Lid 15.062"D x 39.875"W x 2"H 382.6mm D x 1012.82mm W x 50.8mm H
Opening Dimensions	6.25"W x 9.0"D 158.75mm W x 228.6mm D	6.25"W x 9.0"D 158.75mm W x 228.6mm D

	Double XL Full	Triple XL Full
Sloped Lid Flat Lid		
Lid Dimensions	Sloped Lid 20.062"D x 30"W x 6"H 509.57mm D x 762mm W x 152.4mm H Flat Lid 20.062"D x 30"W x 2"H 509.57mm D x 762mm W x 50.8mm H	Sloped Lid 20.062"D x 44"W x 6"H 509.57mm D x 1117.6mm W x 152.4mm H Flat Lid 20.062"D x 44"W x 2"H 509.57mm D x 1117.6mm W x 50.8mm H
Opening Dimensions	8.25"W x 12.25"D 209.55mm W x 311.15mm D	8.25"W x 12.25"D 209.55mm W x 311.15mm D

STOCK LID COLORS



Silver

AVAILABLE LID COLORS



Black*

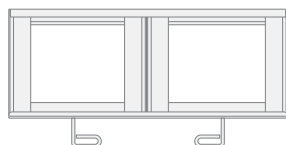
*Available with minimum order quantity.

PRODUCT ACCESSORIES

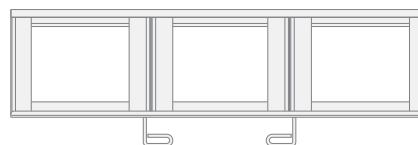
If you're interested in maximizing the full potential of your Summit™ Series containers, you can enhance the quality & performance and expand the possibilities with top quality accessories that will add functionality and convenience with ease. These product accessories are designed to help you get the most out of your recycling & waste management equipment.

For more customization, the Summit™ Series *Front Access* bodies are compatible with sign frames and signage options that increase stream visibility.

SIGN FRAMES



DOUBLE
(fits two 11"x 8.5" signs)



TRIPLE
(fits three 11"x 8.5" signs)

STOCK LABELS & OPTIONAL SIGNS

Labels come standard with a black background and white text. These premium labels incorporate a glossy 3D coating which adds to the high-end look of the Summit™. All labels are able to be customized. These optional signs are available in the standard color backgrounds shown with white text. All signs can be customized to match your unique branding and stream requirements.

LABELS



OPTIONAL SIGNS



NOTE: Because different computers, monitors, and printers render colors and textures differently, actual finishes may vary from those shown here.

IDEAL BAG SIZES

	Double/Triple	Double/Triple XL
Ideal Bag Size (inches)	17 x 38	33 x 42

MATERIAL & CONSTRUCTION DETAILS

Not all recycling & waste receptacles are created equal. Our company policy is never to compromise on our workmanship or the quality material standards we've set. We only recommend and use quality first grade materials on our recycling & waste containers, and source these from OEM's at highly-competitive prices. Being a manufacturer that buys at high-quantities gives significant buying power with companies which in turn saves you money.

The design process, materials used, finishes and manufacturing standards all affect the final product. Every decision is vital to getting the most value for your investment. You deserve recycling & waste containers that meets your demands for quality and durability and will enhance your working environment for years to come.

Component	Material(s)	Construction
Body	Powder Coated Steel	• Steel construction
Lids	Powder Coated Steel	• Powder coat finish
Liners	Durable Black HDPE	• Liners are molded from durable black HDPE made of 100% post-consumer recycled content
Optional Sign Frames	Powder Coated Steel	• Steel construction
Signage	100lb. Digital Cover Coated Paper	• 30% PCW FSC®
Labels	3M High Tack Vinyl with Glossy Resin Coating	--

ENVIRONMENTAL CONSIDERATIONS

- All Summit™ Series Receptacles use a low energy, resource efficient manufacturing and curing process
- All Summit™ Series receptacle components disassemble at end of life and are fully recyclable
- Low maintenance and extremely long service life
- Powdercoat finishes are no- or low-VOC, depending on color
- Manufactured in North America
- [Product Carbon Footprint Dashboard for 1 Unit Summit™ Double Unit](#)

Configurations	Post-Industrial Recycled Content	Post-Consumer Recycled Content	Total Recycled Content	3rd Party Certifications
Summit™	Contact us	Contact us	Contact us	-

Busch Systems® is dedicated to environmental responsibility. We maintain an Environmental Management System and are continually working to improve our impact through efficiency, material selection, vendor education, employee involvement, and an unwavering commitment to being a B-Corporation®. If you would like additional information on our product development process or if you don't see the information you need for your project on this page, please contact our Sustainability Team at sustainability@buschsystems.com.

LEAD TIME

Our standard lead times on the Summit™ Series are 1-2 weeks for stock and 6-8 weeks for custom or large orders. Please contact us to discuss your specific timing requirements.

PRICING

Please contact us at 800.565.9931 or sales@buschsystems.com. At Busch Systems®, we design, manufacture and sell our products directly to you. Our sales team is available to assist you with questions about our products, requests for quotes, and orders. Vertical Managers are located across North America to assist with the front-end specification and quoting process, and our in-house Project Sales Coordinators follow your project through from the time you place an order to shipment.

TO ORDER PLEASE SPECIFY

Quantity, body model, lid model, label choice and any optional product accessories. Talk to your dedicated Busch Systems® sales representative for more information. If you do not have a dedicated Sales Representative please contact us via our website at buschsystems.com/contact-us/

INSTALLATION

Busch Systems® Summit™ Series containers are hassle-free when it comes to installation. Each container comes fully assembled and individually boxed using high-density cardboard with high-recycled content to ensure safe and environmentally friendly transport.

To install your Summit™ Series containers:

1. Unbox the assembled unit
2. Insert the recycling/waste bag into the liner and wrap the top edge of the bag around the liner.

CARE & MAINTENANCE

Busch Systems® powder coated steel products are finished with a polyester powder coat paint that is intended to help keep your recycling and waste containers protected and attractive looking for as long as possible in their environment. Their appearance and lifespan will be greatly affected by their care. Powder coated finishes can be treated like most other paints and benefit from regular cleaning.

The frequency of cleaning required depends on the environment in which the containers are used. Outdoor containers will be subject to different environmental conditions than indoor units, i.e. sun, rain, wind, pollution, winter temperatures, and salt/sea air.

To avoid the accumulation of dirt and grime on your Busch Systems® products, and help prevent corrosion, we recommend that a mild detergent be used (not an abrasive), such as a pH-neutral liquid (hand dishwashing or hand car washing soaps, for example) diluted in warm water. Wipe with a clean wet cloth and towel dry. Any dirt adhering to the powder coating should be removed. In order to remove deposits such as salt or dust, use a soft brush (non-abrasive). If this is not sufficient to remove stubborn soiling, the following products have been tested for use:

- Ajax Cream
- Ajax Liquid (in water)
- Liquid Gumption
- Cutting compound ('T. Cut')
- Flash (in water)

If solvents are absolutely needed to remove marks, a soft cloth dampened with white spirit may be used.

THINGS TO AVOID

- Solvents such as acetone, contact cleaners, thinners or Methyl Ethyl Ketone (MEK). These solvents are very damaging to the powder coat and will soften and/or dissolve the surface of the coating, diminishing its shine and durability or removing the finish altogether.
- Cleaning water that contains sulfur, iron oxide, chlorine, fluoride
- Waxes that contain abrasives
- Abrasive cleaning tools or brushes
- Contact with electrical current and dissimilar metals

Contact Us Today for a Quote on Your Summit™ Series Station!

