



The **#1 Rated** Brand in
Recycling & Waste Containers!



Innovative Designs Inspiring Change.

Mezzo™ Series

Harmonize Your Diversion

Product Data Sheet | Version 1.6

Busch Systems International Inc.
81 Rawson Avenue, Barrie ON., Canada
1.800.565.9931
buschsystems.com



View the Impact™ Series Online!





HARMONIZE YOUR DIVERSION

Take your diversion rates to new heights with the Mezzo™ Series. With multiple convenient variations, choose the features and colours that best suit your needs and brand. This sharp, modern container will help maximize the success of your program with multiple streams in a single central unit, complete lid colour customization, and ample space for labeling.



Liners are made from 100% post-consumer recycled content

POPULAR SKU'S



101507



101508

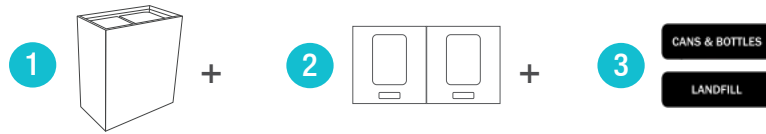


101510



101512

BUILD YOUR **MEZZO**™ STATION



ONE: THE BODY

- Double Top Access
- Triple Top Access

TWO: THE LID

- Hinged Lid
- Multi-Hinged Lid

THREE: THE LABEL

- Choose from our stock options or customize your own!



BODY SPECIFICATIONS

Below are the available Body Options for the Mezzo™ Series. With this measurement guide you will find the right size Mezzo™ Series container to fit your space. The measurement guide is the essence of various standard measuring methods. All measurements are in inches. Talk to your dedicated Busch Systems® sales representative for more information on how to choose the right size container for your space.



Body Shape	Height	Width	Depth	Weight (<i>body only</i>)	Weight (<i>with lid</i>)*	Capacity
Double	30.625"H (777.88mm)	26.875"W (682.63mm)	15"D (381mm)	26.8lbs (12.16kg)	39.05lbs (17.71kg)	30 gal
Triple	30.625"H (777.88mm)	39.8125"W (1011.24mm)	15"D (381mm)	47lbs (21.31kg)	65.3lbs (29.62kg)	45 gal

*Includes both Multi-Hinged Lid and Hinged Lid Options

STOCK BODY COLORS



White



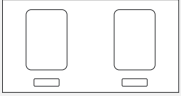
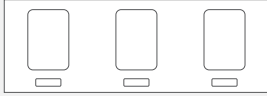
Black*

*Black Double is stocked.

*Black Triple is available (minimum order quantity applies)

LID & OPENING SPECIFICATIONS

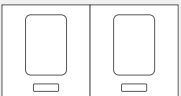
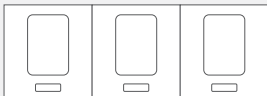
The chart below outlines the available Lid Opening Options for each Mezzo™ Series body as well as the associated opening dimensions. Be sure to run a preliminary audit of the popular materials that are discarded where your Mezzo™ Series containers will be placed. Talk to your dedicated Busch Systems® sales representative for more information.

	Double Full	Triple Full
Hinged Lid		
Lid Dimensions	13.52"D x 25.562"W x .641"H 343.3mm D x 649.3mm W x 16.3mm H	13.52"D x 38.374"W x .641"H 343.3mm D x 974.7mm W x 16.3mm H
Opening Dimensions	6.25"W x 9.0"D 158.75mm W x 228.6mm D	6.25"W x 9.0"D 158.75mm W x 228.6mm D

STOCK LID COLORS



Black

	Double Full	Triple Full
Multi-Hinged Lid		
Lid Dimensions	13.52"D x 25.562"W x .641"H 343.3mm D x 649.3mm W x 16.3mm H	13.52"D x 38.374"W x .641"H 343.3mm D x 974.7mm W x 16.3mm H
Opening Dimensions	6.25"W x 9.0"D 158.75mm W x 228.6mm D	6.25"W x 9.0"D 158.75mm W x 228.6mm D

STOCK LID COLORS



Black



Blue



Green

STOCK LABELS & OPTIONAL SIGNS

Labels come standard with a black background and white text. These premium labels incorporate a glossy 3D coating which adds to the high-end look of the Mezzo™. All labels are able to be customized. These optional signs are available in the standard color backgrounds shown with white text. All signs can be customized to match your unique branding and stream requirements.

LABELS



NOTE: Because different computers, monitors, and printers render colors and textures differently, actual finishes may vary from those shown here.

IDEAL BAG SIZES

	15 Gallon Liners
Ideal Bag Size (inches)	17 x 38

MATERIAL & CONSTRUCTION DETAILS

Not all recycling & waste receptacles are created equal. Our company policy is never to compromise on our workmanship or the quality material standards we've set. We only recommend and use quality first grade materials on our recycling & waste containers, and source these from OEM's at highly-competitive prices. Being a manufacturer that buys at high-quantities gives significant buying power with companies which in turn saves you money.

The design process, materials used, finishes and manufacturing standards all affect the final product. Every decision is vital to getting the most value for your investment. You deserve recycling & waste containers that meets your demands for quality and durability and will enhance your working environment for years to come.

Component	Material(s)	Construction
Body	Powder Coated Steel	• Steel construction
Lids	Powder Coated Steel	• Powder coat finish
Liners	Durable Black HDPE	• Liners are molded from durable black HDPE made of 100% post-consumer recycled content
Labels	3M High Tack Vinyl with Glossy Resin Coating	--

ENVIRONMENTAL CONSIDERATIONS

- All Mezzo™ Series Receptacles use a low energy, resource efficient manufacturing and curing process
- All Mezzo™ Series receptacle components disassemble at end of life and are fully recyclable
- Low maintenance and extremely long service life
- Powdercoat finishes are no- or low-VOC, depending on color
- Manufactured in North America
- [Product Carbon Footprint Dashboard for 1 Unit Mezzo™ Double Hinge Station](#)

Configurations	Post-Industrial Recycled Content	Post-Consumer Recycled Content	Total Recycled Content	3rd Party Certifications
Mezzo™	Contact us	Contact us	Contact us	-

Busch Systems® is dedicated to environmental responsibility. We maintain an Environmental Management System and are continually working to improve our impact through efficiency, material selection, vendor education, employee involvement, and an unwavering commitment to being a B-Corporation®. If you would like additional information on our product development process or if you don't see the information you need for your project on this page, please contact our Sustainability Team at sustainability@buschsystems.com.

LEAD TIME

Our standard lead times on the Mezzo™ Series are 1-2 weeks for stock and 6-8 weeks for custom or large orders. Please contact us to discuss your specific timing requirements.

PRICING

Please contact us at 800.565.9931 or sales@buschsystems.com. At Busch Systems®, we design, manufacture and sell our products directly to you. Our sales team is available to assist you with questions about our products, requests for quotes, and orders. Vertical Managers are located across North America to assist with the front-end specification and quoting process, and our in-house Project Sales Coordinators follow your project through from the time you place an order to shipment.

TO ORDER PLEASE SPECIFY

Quantity, body model, lid model, label choice and any optional product accessories. Talk to your dedicated Busch Systems® sales representative for more information. If you do not have a dedicated Sales Representative please contact us via our website at buschsystems.com/contact-us/

INSTALLATION

Busch Systems® Mezzo™ Series containers are hassle-free when it comes to installation. Each container is individually boxed using cardboard with high-recycled content.

To install your Mezzo™ Series containers:

1. Unbox the assembled unit
2. Insert the recycling/waste bag into the liner and wrap the top edge of the bag around the liner.
3. Apply labels onto lids as ordered.

CARE & MAINTENANCE

Busch Systems® powder coated steel products are finished with a polyester powder coat paint that is intended to help keep your recycling and waste containers protected and attractive looking for as long as possible in their environment. Their appearance and lifespan will be greatly affected by their care. Powder coated finishes can be treated like most other paints and benefit from regular cleaning.

The frequency of cleaning required depends on the environment in which the containers are used. Outdoor containers will be subject to different environmental conditions than indoor units, i.e. sun, rain, wind, pollution, winter temperatures, and salt/sea air.

To avoid the accumulation of dirt and grime on your Busch Systems® products, and help prevent corrosion, we recommend that a mild detergent be used (not an abrasive), such as a pH-neutral liquid (hand dishwashing or hand car washing soaps, for example) diluted in warm water. Wipe with a clean wet cloth and towel dry. Any dirt adhering to the powder coating should be removed. In order to remove deposits such as salt or dust, use a soft brush (non-abrasive). If this is not sufficient to remove stubborn soiling, the following products have been tested for use:

- Ajax Cream
- Ajax Liquid (in water)
- Liquid Gumption
- Cutting compound ('T. Cut')
- Flash (in water)

If solvents are absolutely needed to remove marks, a soft cloth dampened with white spirit may be used.

THINGS TO AVOID

- Solvents such as acetone, contact cleaners, thinners or Methyl Ethyl Ketone (MEK). These solvents are very damaging to the powder coat and will soften and/or dissolve the surface of the coating, diminishing its shine and durability or removing the finish altogether.
- Cleaning water that contains sulfur, iron oxide, chlorine, fluoride
- Waxes that contain abrasives
- Abrasive cleaning tools or brushes
- Contact with electrical current and dissimilar metals

Contact Us Today for a Quote on Your Mezzo™ Series Station!

