



Part of the
SUSTAINABLE CITY
SERIES

Denver™ Series


Shape Your Cityscape

Product Data Sheet | Version 1.3

Busch Systems International Inc.
81 Rawson Avenue, Barrie ON., Canada
1.800.565.9931
buschsystems.com



View the Denver™ Series Online!



SURPASS YOUR SUSTAINABILITY POTENTIAL

Boost the success of your collection program without taking a large bite out of your budget with this reliable, affordably priced metal bin. The Denver™ is an admirable option for those looking for a dependable, economical collection container.



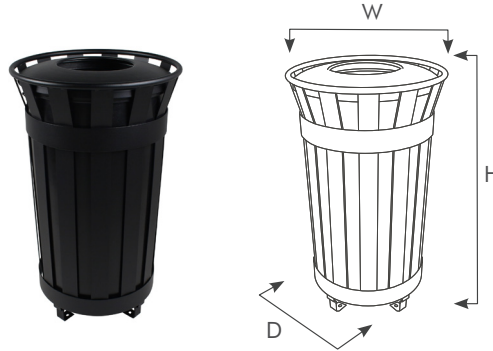
POPULAR OPTIONS



101479


BODY SPECIFICATIONS

Below are the available Body Options for the Denver™ Series. With this measurement guide you will find the right size Denver™ Series container to fit your space. The measurement guide is the essence of various standard measuring methods. All measurements are in inches. Talk to your dedicated Busch Systems® sales representative for more information on how to choose the right size container for your space.



Station	Height	Width	Depth	Weight	Capacity
Denver™	38"H (965.2mm)	22"D (558.8mm)	22"D (558.8mm)	70.2lbs (31.842kg)	38 gal

AVAILABLE BODY COLORS



Black Blue

AVAILABLE LINER COLOR



Black

LID OPENING SPECIFICATIONS

The chart below outlines the available Lid Opening Options for each Denver™ Series model as well as the associated opening dimensions. Talk to your dedicated Busch Systems® sales representative for more information.

	Full
Single	
Opening Dimensions	10" Dia. (254mm Dia.)

AVAILABLE LID COLORS



Black Blue

IDEAL BAG SIZE

Denver™ Series	Single
Ideal Bag Size (inches)	30 x 43

MATERIAL & CONSTRUCTION DETAILS

Not all recycling & waste receptacles are created equal. Our company policy is never to compromise on our workmanship or the quality material standards we've set. We only recommend and use quality first grade materials on our recycling & waste containers, and source these from OEM's at highly-competitive prices. Being a manufacturer that buys at high-quantities gives significant buying power with companies which in turn saves you money.

The design process, materials used, finishes and manufacturing standards all affect the final product. Every decision is vital to getting the most value for your investment. You deserve recycling & waste containers that meets your demands for quality and durability and will enhance your working environment for years to come.

Component	Material(s)	Construction
Body	Powder Coated Steel	<ul style="list-style-type: none"> Platinum powder coat finish
Lids	Powder Coated Steel	<ul style="list-style-type: none"> Platinum powder coat finish
Liners	LDPE	<ul style="list-style-type: none"> Liners are molded from durable LDPE

ENVIRONMENTAL CONSIDERATIONS

- All Denver™ Series receptacles use a low energy, resource efficient manufacturing and curing process
- All Denver™ Series receptacle components disassemble at end of life and are fully recyclable
- Low maintenance and extremely long service life
- Manufactured in North America
- [Product Carbon Footprint Dashboard for 1 Unit Denver™ Bin](#)

Configurations	Post-Industrial Recycled Content	Post-Consumer Recycled Content	Total Recycled Content	3rd Party Certifications
Denver™	Contact us	Contact us	Contact us	-

Busch Systems® is dedicated to environmental responsibility. We maintain an Environmental Management System and are continually working to improve our impact through efficiency, material selection, vendor education, employee involvement, and an unwavering commitment to being a B-Corporation®. If you would like additional information on our product development process or if you don't see the information you need for your project on this page, please contact our Sustainability Team at sustainability@buschsystems.com.

LEAD TIME

Our standard lead times on stock SKU's for the Denver™ Series are 3-5 days and 4-5 weeks for large or custom orders. Please contact us to discuss your specific timing requirements.

PRICING

Please contact us at **800.565.9931** or **sales@buschsystems.com**. At Busch Systems®, we design, manufacture and sell our products directly to you. Our sales team is available to assist you with questions about our products, requests for quotes, and orders. Vertical Managers are located across North America to assist with the front-end specification and quoting process, and our in-house Project Sales Coordinators follow your project through from the time you place an order to shipment.

TO ORDER PLEASE SPECIFY

Quantity and color. Talk to your dedicated Busch Systems® sales representative for more information. If you do not have a dedicated Sales Representative please contact us via our website at **buschsystems.com/contact-us/**

INSTALLATION

Busch Systems® Denver™ Series containers are hassle-free when it comes to installation. Each container is individually boxed using cardboard with high-recycled content and each associated lid is boxed within the container box to ensure safe transport.

To install your Denver™ Series containers:

1. Unbox the assembled unit
2. (Optional) Install Tether Kit

CARE & MAINTENANCE

Busch Systems® powder coated steel products are finished with a polyester powder coat paint that is intended to help keep your recycling and waste containers protected and attractive looking for as long as possible in their environment. Their appearance and lifespan will be greatly affected by their care. Powder coated finishes can be treated like most other paints and benefit from regular cleaning.

The frequency of cleaning required depends on the environment in which the containers are used. Outdoor containers will be subject to different environmental conditions than indoor units, i.e. sun, rain, wind, pollution, winter temperatures, and salt/sea air.

To avoid the accumulation of dirt and grime on your Busch Systems® products, and help prevent corrosion, we recommend that a mild detergent be used (not an abrasive), such as a pH-neutral liquid (hand dishwashing or hand car washing soaps, for example) diluted in warm water. Wipe with a clean wet cloth and towel dry. Any dirt adhering to the powder coating should be removed. In order to remove deposits such as salt or dust, use a soft brush (non-abrasive). If this is not sufficient to remove stubborn soiling, the following products have been tested for use:

- Ajax Cream
- Ajax Liquid (in water)
- Liquid Gumption
- Cutting compound ('T. Cut')
- Flash (in water)

If solvents are absolutely needed to remove marks, a soft cloth dampened with white spirit may be used.

THINGS TO AVOID

- Solvents such as acetone, contact cleaners, thinners or Methyl Ethyl Ketone (MEK). These solvents are very damaging to the powder coat and will soften and/or dissolve the surface of the coating, diminishing its shine and durability or removing the finish altogether.
- Cleaning water that contains sulfur, iron oxide, chlorine, fluoride
- Waxes that contain abrasives
- Abrasive cleaning tools or brushes

Contact Us Today for a Quote on Your Denver™ Station!



BUSCH®
SYSTEMS

Certified



Corporation