

TOP 10 FOCUS AREAS

for Recycling around the OFFICE

Fun Facts!

79%
OF RECYCLABLES IN THE UNITED STATES
END UP IN LANDFILLS.

BUSINESSES PRODUCE ABOUT

25%

OF ALL OF THE WORLD'S WASTE
EACH YEAR


THE RECYCLING RATE
DROPS TO **47%**
IN OFFICES COMPARED TO
87% AT HOME



1

2LBS


OFFICE WORKERS PRODUCE AN AVERAGE
OF PAPER WASTE PER DAY



2

ONLY 12%

OF SMALL EQUIPMENT E-WASTE
IS RECYCLED GLOBALLY



3

LESS THAN 10%

OF THE GLOBALLY PRODUCED PLASTIC
HAS BEEN RECYCLED TO DATE



4

95%


OF ALL BATTERY WASTE ENDS UP IN
LANDFILL ANNUALLY



5

APPROX 35%

OF MUNICIPAL SOLID WASTE
IS PACKAGING



6

ON AVERAGE 375,000,000

TONER & INK CARTRIDGES ARE DISCARDED EVERY YEAR



7

13 BILLION LBS

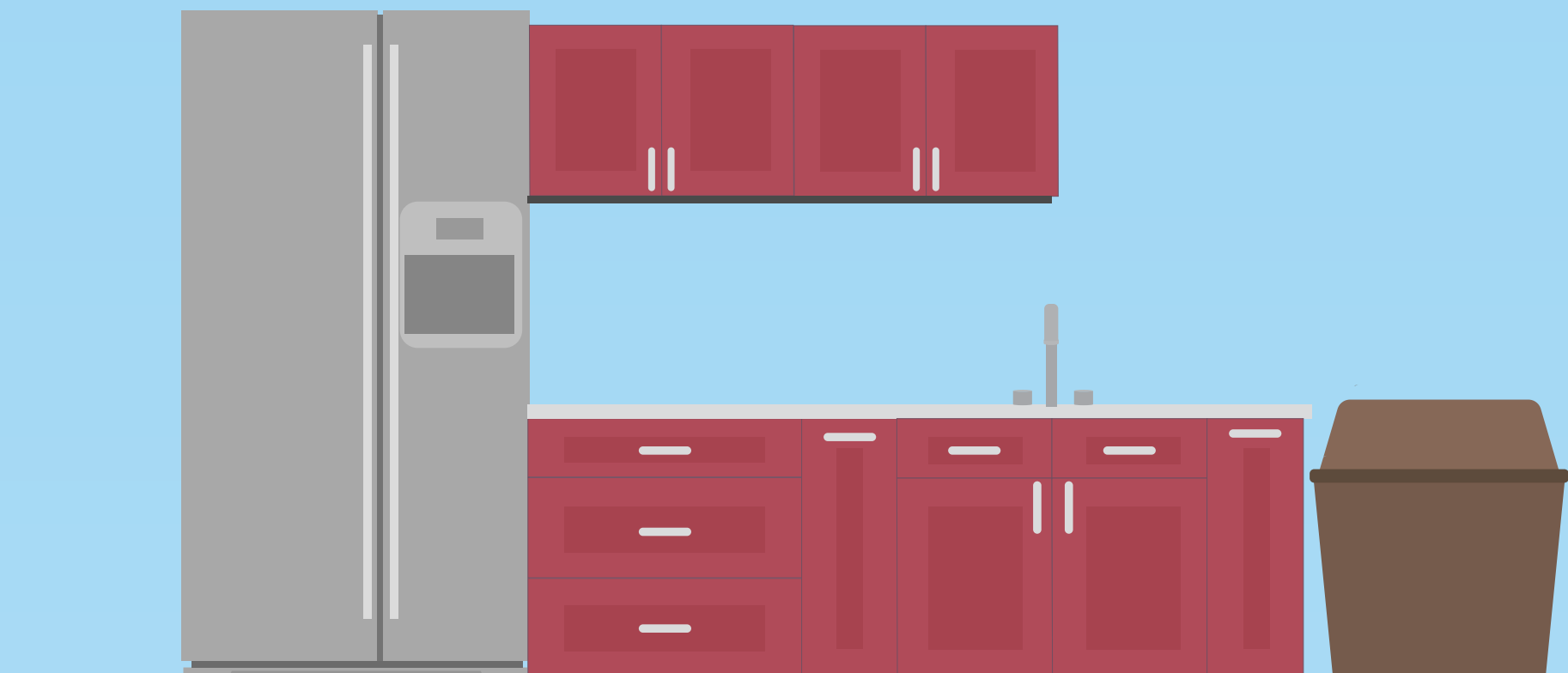
OF PAPER TOWELS ARE
DISPOSED OF PER YEAR



8

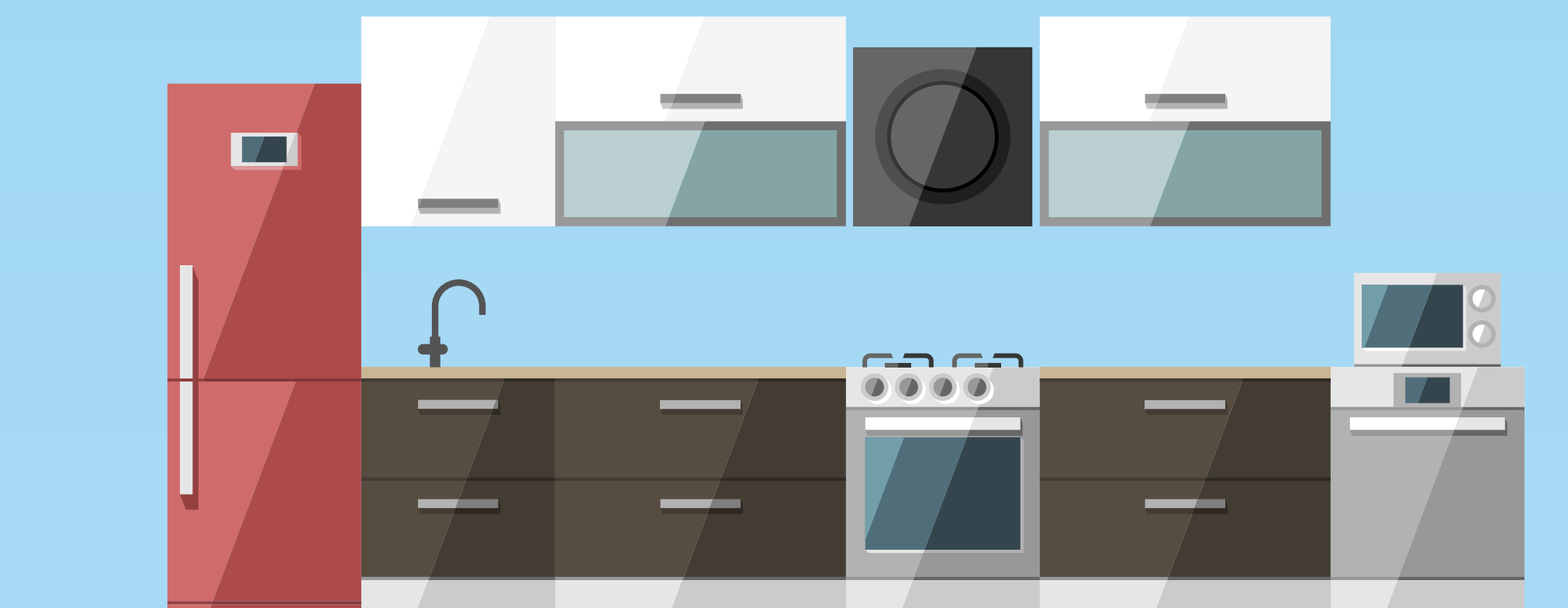
500

THE AVERAGE OFFICE WORKER USES
COFFEE CUPS ANNUALLY
OF WHICH ALL ARE SENT TO LANDFILL



9

FOOD WASTE ACCOUNTS FOR THE 2ND LARGEST PROPORTION OF NATIONAL LANDFILL SPACE



10

CH₄

WHEN CARDBOARD BREAKS DOWN IN LANDFILLS IT CREATES CH₄ A GHG
21 TIMES MORE POWERFUL THAN CO₂

